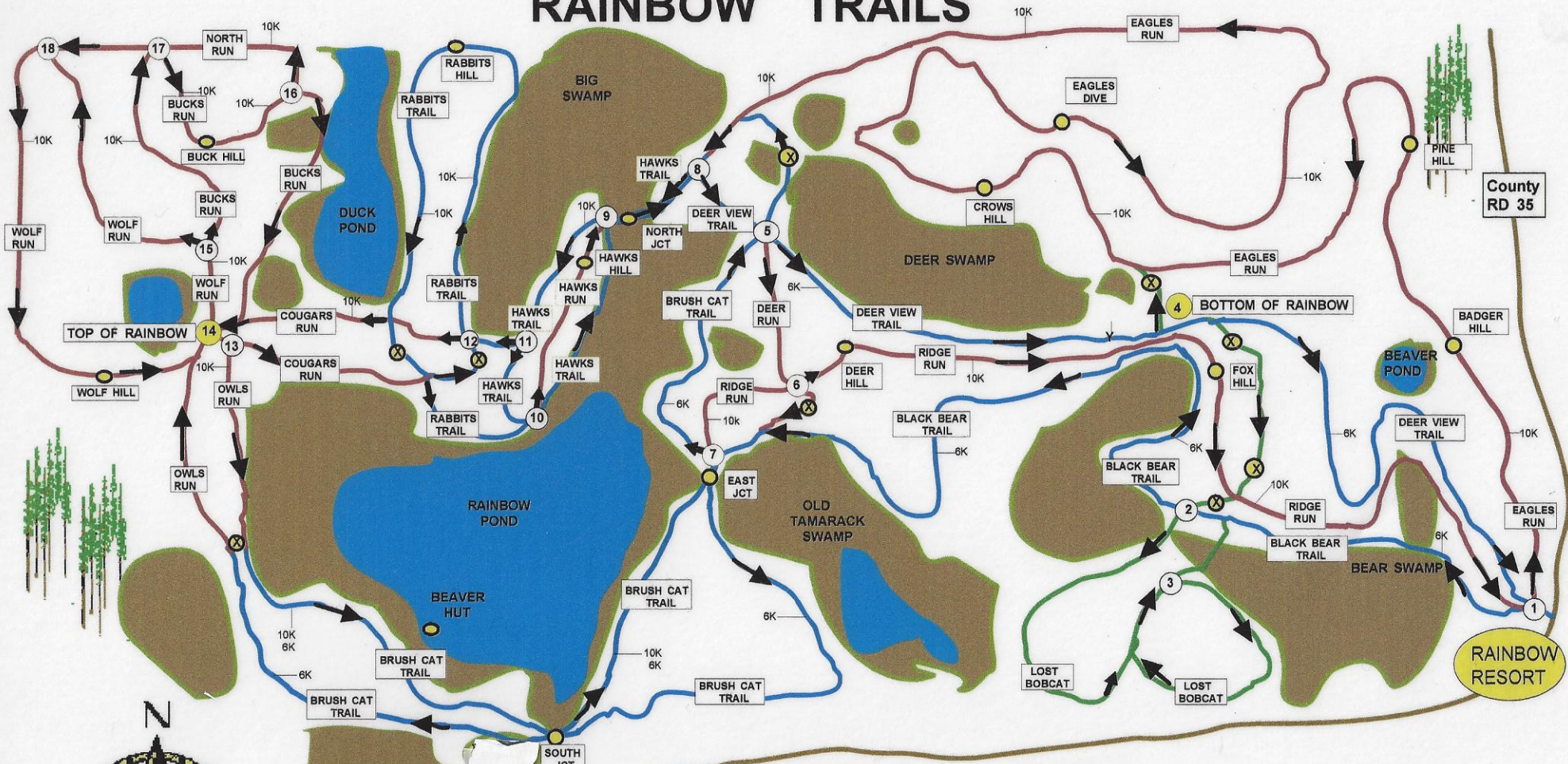


RAINBOW TRAILS



GET TO KNOW THE SIGNS

TOP OF RAINBOW
Informational sign

Informational signs direct you to landmarks. The color of the sign indicates the difficulty of the trail at the landmark. The color of the arrow indicates the difficulty of the trail you are now entering.

RABBITS TRAIL NORTH
Trail Sign

TO JCT 24
JCT 15
Junction Signs

The trail sign identifies the name of the trail you are on. The color indicates the difficulty of the trail.

The junction sign identifies the junction you are at and the next junction ahead.
NOTE: The lower the junction number the closer you are to RAINBOW RESORT.




- EASY
- MODERATE
- DIFFICULT
- X CROSS OVER TRAILS
- 1 JUNCTION (JCT)

*The Red Trails contain steep slopes and should ONLY be used by expert skiers.

RAINBOW TRAILS

2005 TRAIL EXPANSION

KEY

-  NEW TRAIL (GROOMED)
-  FUTURE TRAIL (CLOSED)
-  CROSS OVER TRAILS

